

VENTURA GUARANTY

November 11, 2016

BSE Limited

Corporate Relationship Department
P.J. Towers,
Dalal Street, Fort,
Mumbai - 400 001
Ph: 22721233, Fax: 22723121/3719

Dear Sir,

Sub: Submission of Un-audited Financial Results and Limited Review Report for the Second Quarter and Half-year ended on September 30, 2016

Scrip Code: 512060

We are enclosing herewith copy of Un-audited Financial Results of the Company for the Second Quarter and Half-year ended September 30, 2016 as per the format prescribed under Regulation 33 of the SEBI (Listing Obligations and Disclosure Requirements) Regulations, 2015. The said Un-audited Financial Results were taken on record by the Board of Directors of the Company at their Meeting held on today i.e. Friday, November 11, 2016 (commenced at 3:00 PM and concluded at 3:30 PM).


We are also enclosing herewith the 'Limited Review Report' prepared by our Statutory Auditors M/s. CNK & Associates LLP, Chartered Accountants, with respect to the Un-audited Financial Results of the Company for the Second Quarter and Half-year ended on September 30, 2016.

We request you to take the same on your record.

Thanking you,

Yours Faithfully,

For **VENTURA GUARANTY LIMITED**


HEMANT MAJETHIA
WHOLE-TIME DIRECTOR
(DIN: 00400473)



VENTURA GUARANTY

UNAUDITED FINANCIAL RESULTS FOR THE QUARTER AND HALF YEARLY ENDED SEPTEMBER 30, 2016

(In Rupees)

Particulars	STANDALONE					Previous year ended (31/03/2016)
	For the Quarter Ended			For Half Year Ended		
	3 months ended (30/09/2016)	Preceding 3 months ended (30/06/2016)	3 months ended (30/09/2015)	Corresponding 6 months ended (30/09/2016)	Corresponding 6 months ended in the previous year (30/09/2015)	
	(Unaudited)	(Unaudited)	(Unaudited)	(Unaudited)	(Unaudited)	
1 Income from operations						
a. Income from operations	107,438	83,178	-	190,616	-	-
b. Other Operating Income	-	-	-	-	-	-
Total Income from operations (Net)	107,438	83,178	-	190,616	-	-
2 Expenditure						
a) Operating Expenses	-	-	-	-	-	-
b) Employee Cost	-	-	-	-	-	-
c) Depreciation and amortisation	-	-	-	-	-	-
d) Other Expenses	279,674	64,086	128,444	343,759	208,544	649,567
e) Provision for diminution of investment	-	-	-	-	-	3,000,000
Total Expenditure (a to e)	279,674	64,086	128,444	343,759	208,544	3,649,567
3 Profit / (Loss) from Operations before other Income, Finance costs & Exceptional Items (1-2)	(172,236)	19,092	(128,444)	(153,143)	(208,544)	(3,649,567)
4 Other Income :						
Dividend from non current investments	-	-	-	-	-	12,738,116
Other income	1,000	150	3,146	1,150	3,564	16,608
5 Profit / (Loss) from ordinary activities before Finance cost & Exceptional Items (3+4)	(171,236)	19,242	(125,298)	(151,993)	(204,980)	9,105,157
6 Finance Costs	-	-	-	-	-	-
7 Profit / (Loss) from ordinary activities after Finance cost but before Exceptional Items (5-6)	(171,236)	19,242	(125,298)	(151,993)	(204,980)	9,105,157
8 Exceptional items	-	-	-	-	-	-
9 Profit / (Loss) from ordinary activities before tax (7+8)	(171,236)	19,242	(125,298)	(151,993)	(204,980)	9,105,157
10 Tax Expense	28,000	4,773	1,691	32,773	3,382	11,732
11 Net Profit/(Loss) from ordinary activities after tax (9-10)	(199,236)	14,469	(126,989)	(184,766)	(208,362)	9,093,425
12 Extraordinary Items (net of tax expense)	-	-	-	-	-	-
13 Net Profit/(Loss) for the period (11-12)	(199,236)	14,469	(126,989)	(184,766)	(208,362)	9,093,425
14 Share of Profit / (loss) of Associates	-	-	-	-	-	-
15 Minority Interest	-	-	-	-	-	-
16 Net Profit / (Loss) after taxes, minority interest and share of profit / (loss) of associates (13+14-15)	(199,236)	14,469	(126,989)	(184,766)	(208,362)	9,093,425
17 Paid-up Equity Share Capital (Face value of ₹ 10/- each)	31,948,000	31,948,000	31,948,000	31,948,000	31,948,000	31,948,000
18 Reserves excluding revaluation reserves	-	-	-	-	-	37,413,358
19.i Earnings per Share (before extraordinary items) (of ₹10/-each) (not annualised)						
Basic EPS	(0.06)	0.00	(0.04)	(0.06)	(0.07)	2.85
Diluted EPS	(0.06)	0.00	(0.04)	(0.06)	(0.07)	2.85
19.ii Earnings per Share (after extraordinary items) (of ₹ 10/- each) (not annualised)						
Basic EPS	(0.06)	0.00	(0.04)	(0.06)	(0.07)	2.85
Diluted EPS	(0.06)	0.00	(0.04)	(0.06)	(0.07)	2.85

Notes:

- 1 The Company operates in a Single Segment i.e. Investment Activity. Hence disclosure requirement as per Annexure IV of SEBI circular reference no. CIR/CFD/CMD/15/2015 dated November 30, 2015 as mentioned in Regulation 33 of the SEBI (Listing Obligations and Disclosure Requirements) Regulations, 2015 is not applicable.
- 2 The above results have been reviewed by the Audit Committee at its meeting and thereafter the Board of Directors at its meeting held on 11/11/2016, approved the same and its release.
- 3 In compliance with Regulation 33 of the SEBI (Listing Obligations and Disclosure Requirements) Regulations, 2015, the results for the year ended 30/09/2016 has been carried out by the Statutory Auditors.
- 4 Previous period figures have been re-grouped/re-classified, wherever necessary.

Date : 11/11/2016
Place : Mumbai



For Ventura Guaranty Limited

Hemant
Hemant Majethia
Whole Time Director
(DIN: 00400473)

VENTURA GUARANTY LIMITED Dhannur, 15, Sir. P.M. Road, Fort, Mumbai - 400 001. Telefax : 022-2266 0969

Registered Office : VENTURA GUARANTY LIMITED Dhannur, 15, Sir. P.M. Road, Fort, Mumbai - 400 001.
CIN : L29299MH1984PLC034106

VENTURA GUARANTY

- 2 -

STATEMENT OF ASSETS AND LIABILITIES AS AT 30/09/2016


(in Rupees)

PARTICULARS	STANDALONE	
	HALF YEAR ENDED SEPTEMBER 30, 2016	PREVIOUS YEAR ENDED MARCH 31, 2016
	(Unaudited)	(Audited)
A EQUITY AND LIABILITIES		
1 Shareholder's Funds		
(a) Share Capital	31,948,000	31,948,000
(b) Reserves and Surplus	37,228,593	37,413,359
Sub-total - Shareholders' funds	69,176,593	69,361,359
2 Minority Interest		
3 Non-current liabilities		
(a) Long-term provisions	-	-
Sub-total - Non-current liabilities	-	-
4 Current liabilities		
(a) Short-term borrowings	-	-
(b) Trade payables	-	-
(c) Other Current liabilities	86,640	200,031
(d) Short-term provisions	-	-
Sub-total - Current liabilities	86,640	200,031
TOTAL - EQUITY AND LIABILITIES	69,263,233	69,561,390
B ASSETS		
1 Non-current assets		
(a) Fixed assets	-	-
(b) Non-current investments	63,045,400	63,045,400
(c) Deferred tax assets (net)	51,196	55,969
(d) Long-term loans and advances	-	-
(e) Trade Receivables	-	-
Sub-total - Non-current assets	63,096,596	63,101,369
2 Current assets		
(a) Current investments	-	-
(b) Trade receivables	-	-
(c) Cash and cash equivalents	289,880	6,446,826
(d) Short-term loans and advances	5,876,757	13,195
(e) Other current assets	-	-
Sub-total - Current assets	6,166,637	6,460,021
TOTAL - ASSETS	69,263,233	69,561,390

FOR VENTURA GUARANTY LTD.

Hemant
HEMANT MAJETHIA
WHOLE TIME DIRECTOR
(DIN: 00400473)

Date : 11/11/2016
Place: Mumbai



VENTURA GUARANTY LIMITED Dhannur, 15, Sir. P.M. Road, Fort, Mumbai - 400 001. Telefax : 022-2266 0969


Registered Office : VENTURA GUARANTY LIMITED Dhannur, 15, Sir. P.M. Road, Fort, Mumbai - 400 001.
CIN : L29299MH1984PLC034106

Limited Review Report

**To the Board of Directors of
Ventura Guaranty Limited**

1. We have reviewed the accompanying statement of unaudited standalone financial results ('the Statement') of Ventura Guaranty Limited ("the Company") for the quarter and six month period ended 30th September, 2016 attached herewith, being submitted by the Company pursuant to the requirement of Regulation 33 of the SEBI (Listing Obligations and Disclosure Requirements) Regulations, 2015. This Statement is the responsibility of the Company's management and has been approved by the Board of Directors in their meeting held on 11th November, 2016. Our responsibility is to issue a report on the Statement based on our review.
2. We conducted our review in accordance with the Standard on Review Engagement (SRE) 2410, "Review of Interim Financial Information Performed by the Independent Auditor of the Entity", issued by the Institute of Chartered Accountants of India. This standard requires that we plan and perform the review to obtain moderate assurance as to whether the statements are free of material misstatement. A review is limited primarily to inquiries of the Company personnel and analytical procedures applied to financial data and thus provide less assurance than an audit. We have not performed an audit and accordingly, we do not express an audit opinion.
3. Based on our review conducted as above, nothing has come to our attention that causes us to believe that the accompanying statement of unaudited standalone financial results prepared in accordance with applicable accounting standards prescribed under Section 133 of the Companies Act, 2013, read with relevant rules issued thereunder and other recognised accounting practices and policies, has not disclosed the information required to be disclosed in terms of Regulation 33 of the SEBI (Listing Obligations and Disclosure Requirements) Regulations, 2015 including the manner in which it is to be disclosed, or that it contains any material misstatement.

For and on behalf of
CNK & Associates LLP
Chartered Accountants
Firm Registration No. 101961W


Hiren Shah
Partner
Membership No.: 100052
Place: Mumbai
Date: November 11, 2016

